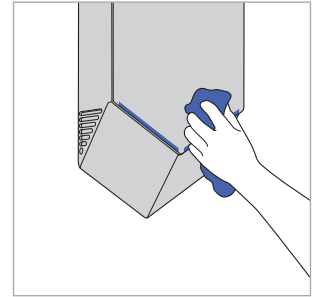


Cleaning guide

To always get the best performance from the Dyson Airblade V hand dryer, it's important to regularly clean it and check for blockages.

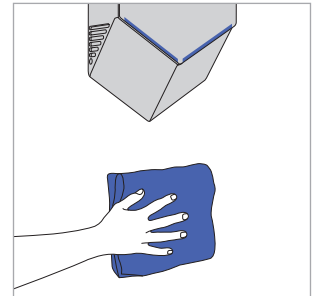
Clean and check for blockages

Wipe all surfaces with a soft and non-abrasive cleaner, including the air inlets on the side of the machine, checking for blockages, dust or debris.



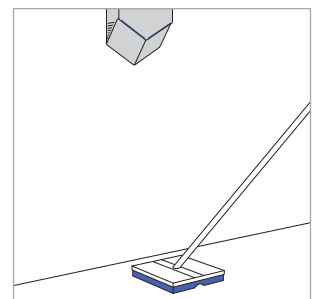
Clean around the machine

Clean the wall and areas surrounding the machine.



Clean the floor

Clean the floor around the machine.



Important information

Do not pressure wash the machine. All cleaning chemicals should be used exactly as indicated by the manufacturer's instructions (including appropriate dilution). All chemical residue should be removed after cleaning.

Recommended to use

Alcohols
Quaternary ammonium
Chloride solutions
Mild detergent

Do not use

Solvent/oil-based mixes
Foaming ingredients
Abrasive cleaners

Servicing and support

For more information:
866-236-3884
commercial.sales@dyson.com
www.dysoncanada.ca