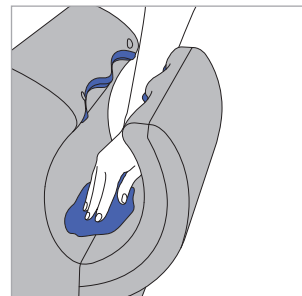


Cleaning guide

To always get the best performance from the Dyson Airblade dB hand dryer, it's important to regularly clean it and check for blockages.

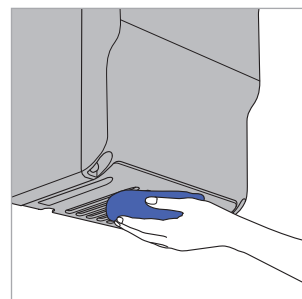
Clean the machine

Wipe all surfaces with a soft cloth and non-abrasive cleaner. Particular attention should be paid to the seals and sides of the machine.



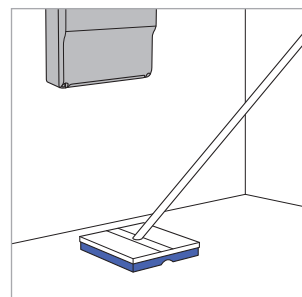
Clean and check for blockages

Clean the air inlet on the base REGULARLY. Check for blockages, dust or debris.



Clean around the machine

Clean the wall and areas surrounding the machine.



Important information

Do not pressure wash the machine. All cleaning chemicals should be used exactly as indicated by the manufacturer's instructions (including appropriate dilution). All chemical residue should be removed after cleaning.

Recommended to use

Quaternary ammonium
Chloride solutions
Mild detergent

Do not use

Solvent/oil-based mixes
Foaming ingredients
Abrasive cleaners
Alcohols

Servicing and support

For more information:
866-236-3884
commercial.sales@dyson.com
www.dysoncanada.ca